



rtc[®]

COUPLING TECHNOLOGY
[www.rtc-couplings.com](http://www rtc-couplings.com)



170 rtc TYPE





Temperature Range - Temperaturbereich

Nitrile (N)	-20°C + 110°C (-4°F + 230°F)
FPM (V)	-20°C + 180°C (-4°F + 356°F)
EPDM (Ethylene Propylene)	-40°C + 150°C (-40°F + 302°F)
PTFE (T)	-20°C + 270°C (-4°F + 518°F)
FFKM (W)	-20°C + 325°C (-4°F + 617°F)

Flow size - Nennweite

rtc type 170.03	3 mm
rtc type 170.06	5.5 mm
rtc type 170.08	8 mm
rtc type 170.11	11 mm
rtc type 170.19	19 mm

Standard Types:

Material

Socket body; AISI 303 stainless steel
others are mostly %17 choremium steel

Socket back adaptor; Steel Zink Plated

IA Types:

Material

Socket body; AISI 303 stainless steel
Socket back adaptor; AISI 303 stainless steel

Plug body and push button high resistance
stainless steel

HL & HG Types:

Material

Socket body; AISI 303 stainless steel
Socket back adaptor; AISI 303 stainless steel
Others parts mainly AISI 316L stainless steel

Plug body and push button high
resistance stainless steel

HI Types:

Material

Socket body; AISI 316L stainless steel

Plug body and push button high
resistance stainless steel

IC Types:

Material

AISI 316L stainless steel

VA Types:

Vacuum

Vacuum tightness: 1.10⁻³ cm³ / s.
in connected and disconnected position.

Standardtypen:

Material

Kupplung Grundkörper aus Edelstahl AISI 303 andere sind meist 17% Chromstahl

Kupplung Hinterteil: Stahl verzinkt

IA Typen:

Material

Kupplung Grundkörper; AISI 303 Edelstahl
Kupplung Hinterteil, AISI 303 Edelstahl

Nippel Grundkörper und Druckbolzen aus
widerstandsfähigen Edelstahl

HL & HG Typen:

Material

Kupplung Grundkörper; AISI 303 Edelstahl
Kupplung Hinterteil, AISI 303 Edelstahl
Andere Teile hauptsächlich aus Edelstahl AISI 316L

Nippel Grundkörper und Druckbolzen aus
widerstandsfähigen Edelstahl

HI Typen:

Material

Kupplung Grundkörper; Edelstahl AISI 316L

Nippel Grundkörper und Druckbolzen aus
widerstandsfähigen Edelstahl

IC Typen:

Material

Edelstahl AISI 316L

VA Typen:

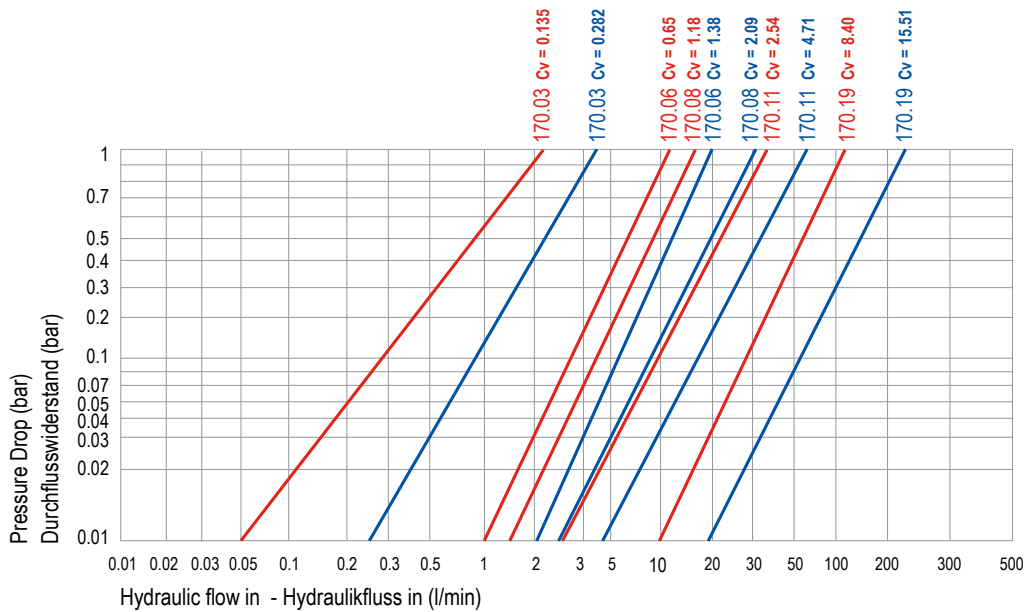
Vakuum

Vakuumdichtigkeit: 1.10⁻³ cm³ / s.
in Verbindung und Trennstellung.





Nominal Ø Nennweite Ø	Flow Area Fläche	Maximum Working Pressure (Bar) - Maximaler Betriebsdruck (Bar)						
		Standart Type	IA Type	IC Type	HL Type	HG Type	HI Type	VA Type
3 mm	7 mm ²	50	50	15	400	400	400	10 ⁻³ torr
5.5 mm	24 mm ²	50	50	15	450	450	450	10 ⁻³ torr
8 mm	50 mm ²	50	50	15	400	400	400	10 ⁻³ torr
11 mm	95 mm ²	50	50	15	350	350	350	10 ⁻³ torr
19 mm	284 mm ²	50	50	15	300	300	300	10 ⁻³ torr

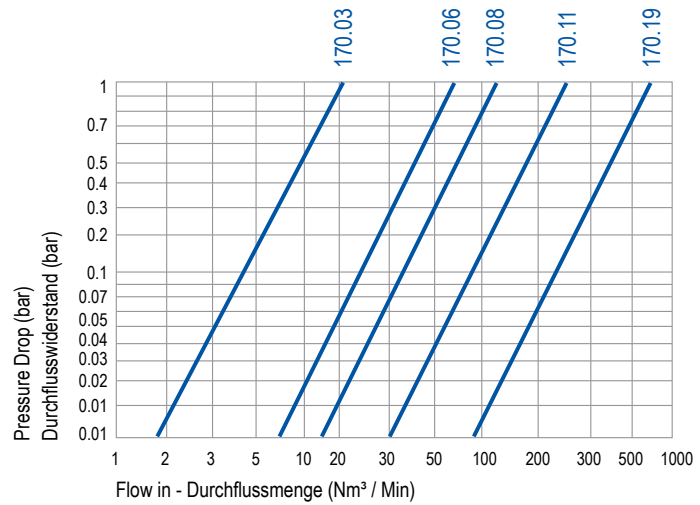


Hydraulic charts flow rate, pressure drop
Durchflussdiagramm Hydraulik, Druckabfall



Pneumatic charts flow rate Pressure Drop from the single shut-off system

Durchflussdiagramm Pneumatik Druckabfall Version einseitig absperrend



Dust Cap Fixing Ring (Code FB)

Dust cap is an additional order.

Staubkappen-Befestigungsring (Code FB)

Staubschutzkappen sind separat zu bestellen.



Raised Button (Code VD)

Ease of handling the button for connection / disconnection.

Erhöhter Druckbolzen (Code VD)

Erhöhter Druckbolzen. Einfache Handhabung beim Trennen der Verbindung

Safety Button (Code VS)

For disconnection
First step: Pull back the slider
Second step: Push the button

Sicherheitsknopf (Code VS)




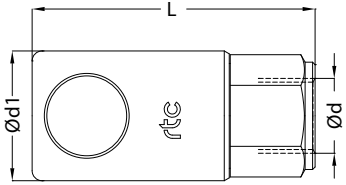
Zur Trennung
Erster Schritt: Schieber zurückziehen
Zweiter Schritt: Betätigen



rtc TYPE 170

Female thread socket / Kupplung mit Innengewinde




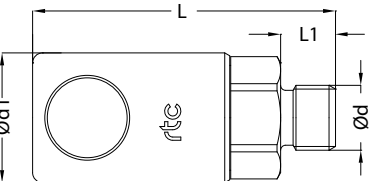


Socket / Kupplung	Size Größe (mm)				Ød	Ød1	L	HEX
		Order No / Bestellnr. Single Shut-off Einseitig Absperrend	Order No / Bestellnr. Double Shut-off Beitseitig Absperrend	Order No / Bestellnr. Thru-Flow Nicht Absperrend				
	03	170.03 SFO 10	170.03 SFB 10	170.03 SFF 10	BSP 1/8	16	43	14
		170.03 SNO 10	170.03 SNB 10	170.03 SNF 10	NPT 1/8	16	43	14
		170.03 SUO 1120	170.03 SUB 1120	170.03 SUF 1120	UNF 7/16-20	16	47	14
	06	170.06 SFO 10	170.06 SFB 10	170.06 SFF 10	BSP 1/8	26	53	22
		170.06 SFO 13	170.06 SFB 13	170.06 SFF 13	BSP 1/4	26	53	22
		170.06 SFO 17	170.06 SFB 17	170.06 SFF 17	BSP 3/8	26	57	22
		170.06 SFO 21	170.06 SFB 21	170.06 SFF 21	BSP 1/2	26	61	24
		170.06 SNO 10	170.06 SNB 10	170.06 SNF 10	NPT 1/8	26	53	22
		170.06 SNO 13	170.06 SNB 13	170.06 SNF 13	NPT 1/4	26	54	22
		170.06 SNO 17	170.06 SNB 17	170.06 SNF 17	NPT 3/8	26	57	22
		170.06 SUO 1418	170.06 SUB 1418	170.06 SUF 1418	UN 9/16-18	26	60	22
	08	170.08 SFO 13	170.08 SFB 13	170.08 SFF 13	BSP 1/4	32	65	27
		170.08 SFO 17	170.08 SFB 17	170.08 SFF 17	BSP 3/8	32	65	27
		170.08 SFO 21	170.08 SFB 21	170.08 SFF 21	BSP 1/2	32	74	27
		170.08 SNO 13	170.08 SNB 13	170.08 SNF 13	NPT 1/4	32	66	27
		170.08 SNO 17	170.08 SNB 17	170.08 SNF 17	NPT 3/8	32	66	27
		170.08 SNO 21	170.08 SNB 21	170.08 SNF 21	NPT 1/2	32	74	27
		170.08 SUO 1916	170.08 SUB 1916	170.08 SUF 1916	UN 3/4-16	32	76	27
			11	170.11 SFO 17	170.11 SFB 17	170.11 SFF 17	BSP 3/8	38
170.11 SFO 21	170.11 SFB 21			170.11 SFF 21	BSP 1/2	38	78	32
170.11 SFO 26	170.11 SFB 26			170.11 SFF 26	BSP 3/4	38	85	34
170.11 SNO 17	170.11 SNB 17			170.11 SNF 17	NPT 3/8	38	76	32
170.11 SNO 21	170.11 SNB 21			170.11 SNF 21	NPT 1/2	38	78	32
170.11 SNO 26	170.11 SNB 26			170.11 SNF 26	NPT 3/4	38	85	34
170.11 SUO 2214	170.11 SUB 2214			170.11 SUF 2214	UN 7/8-14	38	85	32
	19	170.19 SFO 26	170.19 SFB 26	170.19 SFF 26	BSP 3/4	55	115	46
		170.19 SFO 33	170.19 SFB 33	170.19 SFF 33	BSP 1	55	115	46
		170.19 SNO 26	170.19 SNB 26	170.19 SNF 26	NPT 3/4	55	115	46
		170.19 SNO 33	170.19 SNB 33	170.19 SNF 33	NPT 1	55	115	46
		170.19 SUO 3312	170.19 SUB 3312	170.19 SUF 3312	UN 1-5/16-12	55	128	46

rtc TYPE 170

Male thread socket / Kupplung mit Aussengewinde




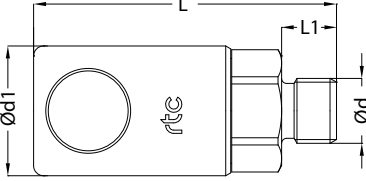


Socket / Kupplung	Size Größe (mm)				Ød	Ød1	L	L1	HEX
		Order No / Bestellnr. Single Shut-off Einseitig Absperrend	Order No / Bestellnr. Double Shut-off Beitseitig Absperrend	Order No / Bestellnr. Thru-Flow Nicht Absperrend					
	03	170.03 SMO 10	170.03 SMB 10	170.03 SMF 10	BSP 1/8	16	42	8	14
		170.03 SMO 13	170.03 SMB 13	170.03 SMF 13	BSP 1/4	16	45	11	14
		170.03 STO 10	170.03 STB 10	170.03 STF 10	NPT 1/8	16	44	10	14
		170.03 STO 13	170.03 STB 13	170.03 STF 13	NPT 1/4	16	45	11	14
	06	170.06 SMO 10	170.06 SMB 10	170.06 SMF 10	BSP 1/8	26	54	8	22
		170.06 SMO 13	170.06 SMB 13	170.06 SMF 13	BSP 1/4	26	61	11	22
		170.06 SMO 17	170.06 SMB 17	170.06 SMF 17	BSP 3/8	26	61	11	22
		170.06 SMO 21	170.06 SMB 21	170.06 SMF 21	BSP 1/2	26	64	14	24
		170.06 STO 10	170.06 STB 10	170.06 STF 10	NPT 1/8	26	58	10	22
		170.06 STO 13	170.06 STB 13	170.06 STF 13	NPT 1/4	26	61	11	22
		170.06 STO 17	170.06 STB 17	170.06 STF 17	NPT 3/8	26	62	12	22



Male thread socket / Kupplung mit Aussengewinde




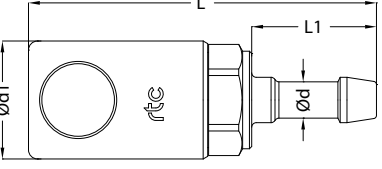
TYPE 170 

Socket / Kupplung	Size Größe (mm)				Ød	Ød1	L	L1	HEX
		Order No / Bestellnr. Single Shut-off Einseitig Absperrend	Order No / Bestellnr. Double Shut-off Beitseitig Absperrend	Order No / Bestellnr. Thru-Flow Nicht Absperrend					
	08	170.08 SMO 13	170.08 SMB 13	170.08 SMF 13	BSP 1/4	32	71	11	27
		170.08 SMO 17	170.08 SMB 17	170.08 SMF 17	BSP 3/8	32	71	11	27
		170.08 SMO 21	170.08 SMB 21	170.08 SMF 21	BSP 1/2	32	75	14	27
		170.08 STO 13	170.08 STB 13	170.08 STF 13	NPT 1/4	32	72	12	27
		170.08 STO 17	170.08 STB 17	170.08 STF 17	NPT 3/8	32	72	12	27
		170.08 STO 21	170.08 STB 21	170.08 STF 21	NPT 1/2	32	77	17	27
	11	170.11 SMO 17	170.11 SMB 17	170.11 SMF 17	BSP 3/8	38	84	12	32
		170.11 SMO 21	170.11 SMB 21	170.11 SMF 21	BSP 1/2	38	88	16	32
		170.11 SMO 26	170.11 SMB 26	170.11 SMF 26	BSP 3/4	38	90	18	32
		170.11 STO 17	170.11 STB 17	170.11 STF 17	NPT 3/8	38	84	12	32
		170.11 STO 21	170.11 STB 21	170.11 STF 21	NPT 1/2	38	89	17	32
		170.11 STO 26	170.11 STB 26	170.11 STF 26	NPT 3/4	38	91	19	34
	19	170.19 SMO 26	170.19 SMB 26	170.19 SMF 26	BSP 3/4	55	124	18	46
		170.19 SMO 33	170.19 SMB 33	170.19 SMF 33	BSP 1	55	126	20	46
		170.19 STO 26	170.19 STB 26	170.19 STF 26	NPT 3/4	55	123	19	46
		170.19 STO 33	170.19 STB 33	170.19 STF 33	NPT 1	55	125	22	46

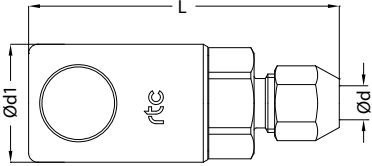


Standard hose tail socket / Kupplung mit gerader Standard - Schlauchtülle

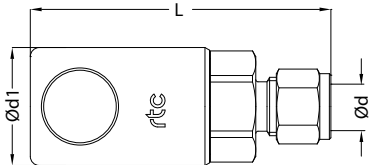
TYPE 170 

Socket / Kupplung	Size Größe (mm)				Ød	Ød1	L	L1	HEX
		Order No / Bestellnr. Single Shut-off Einseitig Absperrend	Order No / Bestellnr. Double Shut-off Beitseitig Absperrend	Order No / Bestellnr. Thru-Flow Nicht Absperrend					
	03	170.03 SHO 04	170.03 SHB 04	170.03 SHF 04	4.5mm	16	52	18	14
		170.03 SHO 06	170.03 SHB 06	170.03 SHF 06	6mm	16	52	18	14
	06	170.06 SHO 06	170.06 SHB 06	170.06 SHF 06	6mm	26	69	23	22
		170.06 SHO 08	170.06 SHB 08	170.06 SHF 08	8mm	26	69	23	22
		170.06 SHO 10	170.06 SHB 10	170.06 SHF 10	10mm	26	69	23	22
		170.06 SHO 13	170.06 SHB 13	170.06 SHF 13	13mm	26	72	26	22
	08	170.08 SHO 06	170.08 SHB 06	170.08 SHF 06	6mm	32	81	23	27
		170.08 SHO 08	170.08 SHB 08	170.08 SHF 08	8mm	32	81	23	27
		170.08 SHO 10	170.08 SHB 10	170.08 SHF 10	10mm	32	81	23	27
		170.08 SHO 13	170.08 SHB 13	170.08 SHF 13	13mm	32	84	26	27
	11	170.11 SHO 08	170.11 SHB 08	170.11 SHF 08	8mm	38	92	23	32
		170.11 SHO 10	170.11 SHB 10	170.11 SHF 10	10mm	38	92	23	32
		170.11 SHO 13	170.11 SHB 13	170.11 SHF 13	13mm	38	95	26	32
		170.11 SHO 16	170.11 SHB 16	170.11 SHF 16	16mm	38	95	26	32
		170.11 SHO 19	170.11 SHB 19	170.11 SHF 19	19mm	38	102	33	32
	19	170.19 SHO 19	170.19 SHB 19	170.19 SHF 19	19mm	55	125	37	46
		170.19 SHO 25	170.19 SHB 25	170.19 SHF 25	25mm	55	140	50	46

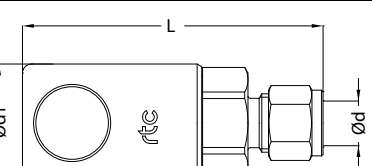
rtc TYPE 170 Socket with Plastic Hose Connection / Kupplung mit Kunststoffschlauchanschluss

Socket / Kupplung	Size Größe (mm)	→+←	○+○	→+←	Ød	Ød1	L	HEX
		Order No / Bestellnr. Single Shut-off Einseitig Absperrend	Order No / Bestellnr. Double Shut-off Beidseitig Absperrend	Order No / Bestellnr. Thru-Flow Nicht Absperrend				
	03	170.03 SVO 0406	170.03 SVB 0406	170.03 SVF 0406	4x6 mm	16	48	14
		170.03 SVO 0608	170.03 SVB 0608	170.03 SVF 0608	6x8 mm	16	48	14
	06	170.06 SVO 0608	170.06 SVB 0608	170.06 SVF 0608	6x8 mm	26	65	22
		170.06 SVO 0810	170.06 SVB 0810	170.06 SVF 0810	8x10 mm	26	65	22
	08	170.08 SVO 0810	170.08 SVB 0810	170.08 SVF 0810	8x10 mm	32	80	27
		170.08 SVO 1012	170.08 SVB 1012	170.08 SVF 1012	10x12 mm	32	80	27

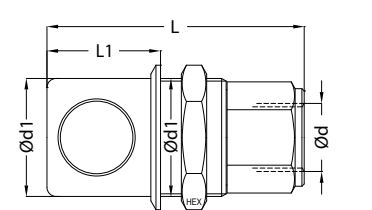
rtc TYPE 170 Socket with Copper Hose Connection / Kupplung mit Kupfer Rohrschluss - Schottanschluss

Socket / Kupplung	Size Größe (mm)	→+←	○+○	→+←	Ød	Ød1	L	HEX
		Order No / Bestellnr. Single Shut-off Einseitig Absperrend	Order No / Bestellnr. Double Shut-off Beidseitig Absperrend	Order No / Bestellnr. Thru-Flow Nicht Absperrend				
	03	170.03 SCO 04	170.03 SCB 04	170.03 SCF 04	4x6 mm	16	42	14
		170.03 SCO 06	170.03 SCB 06	170.03 SCF 06	6x8 mm	16	42	14
	06	170.06 SCO 06	170.06 SCB 06	170.06 SCF 06	6x8 mm	26	60	22
		170.06 SCO 08	170.06 SCB 08	170.06 SCF 08	8x10 mm	26	60	22
	08	170.08 SCO 08	170.08 SCB 08	170.08 SCF 08	8x10 mm	32	70	27
		170.08 SCO 10	170.08 SCB 10	170.08 SCF 10	10x12 mm	32	70	27

rtc TYPE 170 Socket with Stainless steel tube connection / Kupplung mit Edelstahlrohranschluss

Socket / Kupplung	Size Größe (mm)	→+←	○+○	→+←	Ød	Ød1	L	HEX
		Order No / Bestellnr. Single Shut-off Einseitig Absperrend	Order No / Bestellnr. Double Shut-off Beidseitig Absperrend	Order No / Bestellnr. Thru-Flow Nicht Absperrend				
	06	170.06 SIO 06	170.06 SIB 06	170.06 SIF 06	6 mm	26	60	22
		170.06 SIO 08	170.06 SIB 08	170.06 SIF 08	8 mm	26	60	22
		170.06 SIO 10	170.06 SIB 10	170.06 SIF 10	10 mm	26	60	22
	08	170.08 SIO 10	170.08 SIB 10	170.08 SIF 10	10 mm	32	70	27
		170.08 SIO 12	170.08 SIB 12	170.08 SIF 12	12 mm	32	70	27




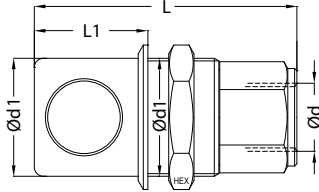
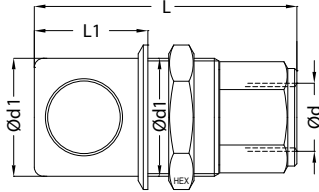
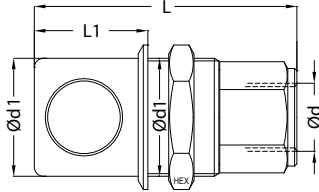
rtc TYPE 170 Female thread panel mounted socket / Kupplung mit Innengewinde Schottanschluss

Socket / Kupplung	Size Größe (mm)	→+←	○+○	→+←	Ød	Ød1	L	L1	HEX
		Order No / Bestellnr. Single Shut-off Einseitig Absperrend	Order No / Bestellnr. Double Shut-off Beidseitig Absperrend	Order No / Bestellnr. Thru-Flow Nicht Absperrend					
	03	170.03 SFOP 10	170.03 SFBP 10	170.03 SFFP 10	BSP 1/8	16	43	18	19
		170.03 SNOP 10	170.03 SNBP 10	170.03 SNFP 10	NPT 1/8	16	43	18	19
		170.03 SUOP 1120	170.03 SUBP 1120	170.03 SUFP 1120	UNF 7/16-20	16	47	18	19
	06	170.06 SFOP 10	170.06 SFBP 10	170.06 SFFP 10	BSP 1/8	26	53	26	32
		170.06 SFOP 13	170.06 SFBP 13	170.06 SFFP 13	BSP 1/4	26	53	26	32
		170.06 SFOP 17	170.06 SFBP 17	170.06 SFFP 17	BSP 3/8	26	57	26	32
		170.06 SFOP 21	170.06 SFBP 21	170.06 SFFP 21	BSP 1/2	26	61	26	32
		170.06 SNOP 10	170.06 SNBP 10	170.06 SNFP 10	NPT 1/8	26	53	26	32
		170.06 SNOP 13	170.06 SNBP 13	170.06 SNFP 13	NPT 1/4	26	54	26	32
		170.06 SNOP 17	170.06 SNBP 17	170.06 SNFP 17	NPT 3/8	26	57	26	32
		170.06 SUOP 1418	170.06 SUBP 1418	170.06 SUFP 1418	UNF 9/16-18	26	60	26	32



Female thread panel mounted socket panel mounted / Kupplung mit Innengewinde - Schottanschluss




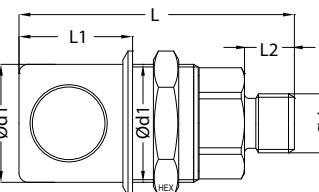
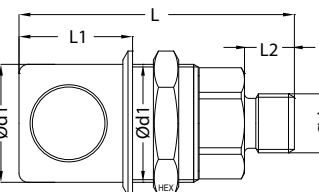
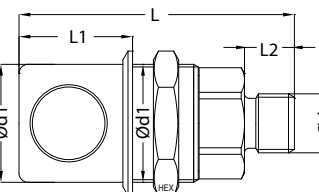
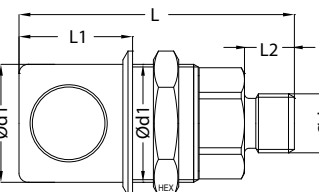
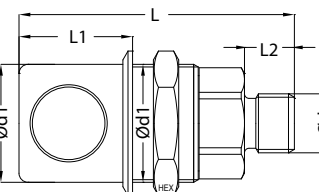
TYPE 170 

Socket / Kupplung	Size Größe (mm)				Ød	Ød1	L	L1	HEX
		Order No / Bestellnr. Single Shut-off Einseitig Absperrend	Order No / Bestellnr. Double Shut-off Beitseitig Absperrend	Order No / Bestellnr. Thru-Flow Nicht Absperrend					
	08	170.08 SFOP 13	170.08 SFBP 13	170.08 SFFP 13	BSP 1/4	32	65	31	36
		170.08 SFOP 17	170.08 SFBP 17	170.08 SFFP 17	BSP 3/8	32	65	31	36
		170.08 SFOP 21	170.08 SFBP 21	170.08 SFFP 21	BSP 1/2	32	74	31	36
		170.08 SNOP 13	170.08 SNBP 13	170.08 SNFP 13	NPT 1/4	32	66	31	36
		170.08 SNOP 17	170.08 SNBP 17	170.08 SNFP 17	NPT 3/8	32	66	31	36
		170.08 SNOP 21	170.08 SNBP 21	170.08 SNFP 21	NPT 1/2	32	74	31	36
		170.08 SUOP 1916	170.08 SUBP 1916	170.08 SUFP 1916	UNF 3/4-16	32	76	31	36
	11	170.11 SFOP 17	170.11 SFBP 17	170.11 SFFP 17	BSP 3/8	38	76	37	41
		170.11 SFOP 21	170.11 SFBP 21	170.11 SFFP 21	BSP 1/2	38	78	37	41
		170.11 SFOP 26	170.11 SFBP 26	170.11 SFFP 26	BSP 3/4	38	85	37	41
		170.11 SNOP 17	170.11 SNBP 17	170.11 SNFP 17	NPT 3/8	38	76	37	41
		170.11 SNOP 21	170.11 SNBP 21	170.11 SNFP 21	NPT 1/2	38	78	37	41
		170.11 SNOP 26	170.11 SNBP 26	170.11 SNFP 26	NPT 3/4	38	85	37	41
		170.11 SUOP 2214	170.11 SUBP 2214	170.11 SUFP 2214	UNF 7/8-14	38	85	37	41
	19	170.19 SFOP 26	170.19 SFBP 26	170.19 SFFP 26	BSP 3/4	55	115	53	60
		170.19 SFOP 33	170.19 SFBP 33	170.19 SFFP 33	BSP 1	55	115	53	60
		170.19 SNOP 26	170.19 SNBP 26	170.19 SNFP 26	NPT 3/4	55	115	53	60
		170.19 SNOP 33	170.19 SNBP 33	170.19 SNFP 33	NPT 1	55	115	53	60
		170.19 SUOP 3312	170.19 SUBP 3312	170.19 SUFP 3312	UNF 1-5/16-12	55	128	53	60



Male thread panel mounted socket / Kupplung mit Aussengewinde Schottanschluss

TYPE 170 

Socket / Kupplung	Size Größe (mm)				Ød	Ød1	L	L1	L2	HEX
		Order No / Bestellnr. Single Shut-off Einseitig Absperrend	Order No / Bestellnr. Double Shut-off Beitseitig Absperrend	Order No / Bestellnr. Thru-Flow Nicht Absperrend						
	03	170.03 SMOP 10	170.03 SMBP 10	170.03 SMFP 10	BSP 1/8	16	42	18	8	19
		170.03 SMOP 13	170.03 SMBP 13	170.03 SMFP 13	BSP 1/4	16	45	18	11	19
		170.03 STOP 10	170.03 STBP 10	170.03 STFP 10	NPT 1/8	16	44	18	10	19
		170.03 STOP 13	170.03 STBP 13	170.03 STFP 13	NPT 1/4	16	45	18	11	19
	06	170.06 SMOP 10	170.06 SMBP 10	170.06 SMFP 10	BSP 1/8	26	54	26	8	32
		170.06 SMOP 13	170.06 SMBP 13	170.06 SMFP 13	BSP 1/4	26	61	26	11	32
		170.06 SMOP 17	170.06 SMBP 17	170.06 SMFP 17	BSP 3/8	26	61	26	11	32
		170.06 SMOP 21	170.06 SMBP 21	170.06 SMFP 21	BSP 1/2	26	64	26	14	32
		170.06 STOP 10	170.06 STBP 10	170.06 STFP 10	NPT 1/8	26	58	26	10	32
		170.06 STOP 13	170.06 STBP 13	170.06 STFP 13	NPT 1/4	26	61	26	11	32
		170.06 STOP 17	170.06 STBP 17	170.06 STFP 17	NPT 3/8	26	62	26	12	32
	08	170.08 SMOP 13	170.08 SMBP 13	170.08 SMFP 13	BSP 1/4	32	71	31	11	36
		170.08 SMOP 17	170.08 SMBP 17	170.08 SMFP 17	BSP 3/8	32	71	31	11	36
		170.08 SMOP 21	170.08 SMBP 21	170.08 SMFP 21	BSP 1/2	32	75	31	14	36
		170.08 STOP 13	170.08 STBP 13	170.08 STFP 13	NPT 1/4	32	72	31	12	36
		170.08 STOP 17	170.08 STBP 17	170.08 STFP 17	NPT 3/8	32	72	31	12	36
		170.08 STOP 21	170.08 STBP 21	170.08 STFP 21	NPT 1/2	32	77	31	17	36
	11	170.11 SMOP 17	170.11 SMBP 17	170.11 SMFP 17	BSP 3/8	38	84	37	12	41
		170.11 SMOP 21	170.11 SMBP 21	170.11 SMFP 21	BSP 1/2	38	88	37	16	41
		170.11 SMOP 26	170.11 SMBP 26	170.11 SMFP 26	BSP 3/4	38	90	37	18	41
		170.11 STOP 17	170.11 STBP 17	170.11 STFP 17	NPT 3/8	38	84	37	12	41
		170.11 STOP 21	170.11 STBP 21	170.11 STFP 21	NPT 1/2	38	89	37	17	41
		170.11 STOP 26	170.11 STBP 26	170.11 STFP 26	NPT 3/4	38	91	37	19	41
	19	170.19 SMOP 26	170.19 SMBP 26	170.19 SMFP 26	BSP 3/4	55	124	53	18	60
		170.19 SMOP 33	170.19 SMBP 33	170.19 SMFP 33	BSP 1	55	126	53	20	60
		170.19 STOP 26	170.19 STBP 26	170.19 STFP 26	NPT 3/4	55	123	53	19	60
		170.19 STOP 33	170.19 STBP 33	170.19 STFP 33	NPT 1	55	125	53	22	60

rtc TYPE 170.03 Standard hose tail panel mounted socket / Kupplung mit gerader Standard - Schlauchtülle Schottanschluss



Socket / Kupplung	Size Größe (mm)	Order No / Bestellnr. Single Shut-off Einseitig Absperrend	Order No / Bestellnr. Double Shut-off Beitseitig Absperrend	Order No / Bestellnr. Thru-Flow Nicht Absperrend	Ød	Ød1	L	L1	HEX
	03	170.03 SHOP 04	170.03 SHBP 04	170.03 SHFP 04	4.5mm	16	57	18	19
		170.03 SHOP 06	170.03 SHBP 06	170.03 SHFP 06	6mm	16	57	18	19
	06	170.06 SHOP 06	170.06 SHBP 06	170.06 SHFP 06	6mm	26	69	25	32
		170.06 SHOP 08	170.06 SHBP 08	170.06 SHFP 08	8mm	26	69	25	32
		170.06 SHOP 10	170.06 SHBP 10	170.06 SHFP 10	10mm	26	69	25	32
		170.06 SHOP 13	170.06 SHBP 13	170.06 SHFP 13	13mm	26	72	25	32
	08	170.08 SHOP 06	170.08 SHBP 06	170.08 SHFP 06	6mm	32	86	31	36
		170.08 SHOP 08	170.08 SHBP 08	170.08 SHFP 08	8mm	32	86	31	36
		170.08 SHOP 10	170.08 SHBP 10	170.08 SHFP 10	10mm	32	88	31	36
		170.08 SHOP 13	170.08 SHBP 13	170.08 SHFP 13	13mm	32	91	31	36
	11	170.11 SHOP 08	170.11 SHBP 08	170.11 SHFP 08	8mm	38	95	37	41
		170.11 SHOP 10	170.11 SHBP 10	170.11 SHFP 10	10mm	38	95	37	41
170.11 SHOP 13		170.11 SHBP 13	170.11 SHFP 13	13mm	38	97	37	41	
170.11 SHOP 16		170.11 SHBP 16	170.11 SHFP 16	16mm	38	102	37	41	
170.11 SHOP 19		170.11 SHBP 19	170.11 SHFP 19	19mm	38	102	37	41	
19	170.19 SHOP 19	170.19 SHBP 19	170.19 SHFP 19	19mm	55	177	53	60	
	170.19 SHOP 25	170.19 SHBP 25	170.19 SHFP 25	25mm	55	179	53	60	

rtc TYPE 170 Socket with Plastic Hose Connection / Kupplung mit Kunststoffschöchanschluss - Schottanschluss



Socket / Kupplung	Size Größe (mm)	Order No / Bestellnr. Single Shut-off Einseitig Absperrend	Order No / Bestellnr. Double Shut-off Beitseitig Absperrend	Order No / Bestellnr. Thru-Flow Nicht Absperrend	Ød	Ød1	L	L1	HEX
	03	170.03 SVOP 0406	170.03 SVBP 0406	170.03 SVFP 0406	4x6mm	16	48	18	19
		170.03 SVOP 0608	170.03 SVBP 0608	170.03 SVFP 0608	6x8mm	16	48	18	19
	06	170.06 SVOP 0608	170.06 SVBP 0608	170.06 SVFP 0608	6x8mm	26	74	25	32
		170.06 SVOP 0810	170.06 SVBP 0810	170.06 SVFP 0810	8x10mm	26	74	25	32
	08	170.08 SVOP 0810	170.08 SVBP 0810	170.08 SVFP 0810	8x10mm	32	88	31	36
		170.08 SVOP 1012	170.08 SVBP 1012	170.08 SVFP 1012	10x12mm	32	88	31	36

rtc TYPE 170 Socket with Copper Hose Connection / Kupplung mit Kupfer Rohraschluss - Schottanschluss



Socket / Kupplung	Size Größe (mm)	Order No / Bestellnr. Single Shut-off Einseitig Absperrend	Order No / Bestellnr. Double Shut-off Beitseitig Absperrend	Order No / Bestellnr. Thru-Flow Nicht Absperrend	Ød	Ød1	L	L1	HEX
	03	170.03 SCOP 04	170.03 SCBP 04	170.03 SCFP 04	4x6mm	16	48	18	19
		170.03 SCOP 06	170.03 SCBP 06	170.03 SCFP 06	6x8mm	16	48	18	19
	06	170.06 SCOP 06	170.06 SCBP 06	170.06 SCFP 06	6x8mm	26	76.5	25	32
		170.06 SCOP 08	170.06 SCBP 08	170.06 SCFP 08	8x10mm	26	76.5	25	32
		170.06 SCOP 10	170.06 SCBP 10	170.06 SCFP 10	10x12mm	26	76.5	25	32
	08	170.08 SCOP 08	170.08 SCBP 08	170.08 SCFP 08	8x10mm	32	89	31	36
		170.08 SCOP 10	170.08 SCBP 10	170.08 SCFP 10	10x12mm	32	93	31	36



Socket with Stainless steel tube connection / Kupplung mit Edelstahlrohranschluss - Schottanschluss

TYPE 170

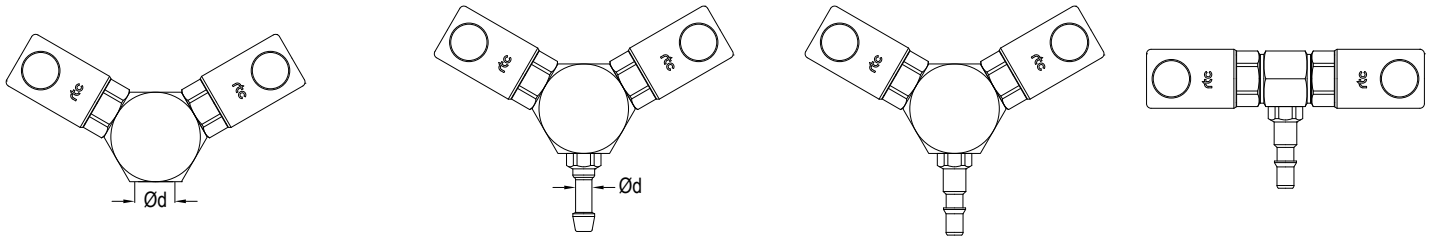
Socket / Kupplung	Size Größe (mm)				Ød	Ød1	L	L1	HEX
		Order No / Bestellnr. Single Shut-off Einseitig Absperrend	Order No / Bestellnr. Double Shut-off Beidseitig Absperrend	Order No / Bestellnr. Thru-Flow Nicht Absperrend					
	06	170.06 SIOP 06	170.06 SIBP 06	170.06 SIBP 06	6mm	26	77	25	32
		170.06 SIOP 08	170.06 SIBP 08	170.06 SIBP 08	8mm	26	77	25	32
	08	170.08 SIOP 10	170.08 SIBP 10	170.08 SIBP 10	10mm	32	80	31	36
		170.08 SIOP 12	170.08 SIBP 12	170.08 SIBP 12	12mm	32	81	31	36



Y Distributor / Y Verteiler

TYPE 170

Double Shut-off is **not** available
Beidseitig Absperrend **nicht** verfügbar



Body Size Größe	Order No Bestellnr.	Ød
03	170.03 SFOY 13	BSP 1/4
06	170.06 SFOY 13	BSP 1/4
06	170.06 SFOY 17	BSP 3/8
06	170.06 SFOY 21	BSP 1/2
08	170.08 SFOY 13	BSP 1/4
08	170.08 SFOY 17	BSP 3/8
08	170.08 SFOY 21	BSP 1/2
11	170.11 SFOY 17	BSP 3/8
11	170.11 SFOY 21	BSP 1/2
11	170.11 SFOY 26	BSP 3/4
19	170.19 SFOY 26	BSP 3/4
19	170.19 SFOY 33	BSP 1

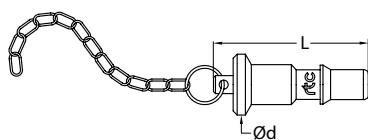
Body Size Größe	Order No Bestellnr.	Ød
03	170.03 SHOY 06	Ø 6
06	170.06 SHOY 13	Ø 13
08	170.08 SHOY 13	Ø 13
08	170.08 SHOY 16	Ø 16
11	170.11 SHOY 13	Ø 13
11	170.11 SHOY 16	Ø 16
11	170.11 SHOY 19	Ø 19
19	170.19 SHOY 19	Ø 19
19	170.19 SHOY 25	Ø 25

Body Size Größe	Order No Bestellnr.
03	170.03 SPOY
06	170.06 SPOY
08	170.08 SPOY
11	170.11 SPOY
19	170.19 SPOY

Body Size Größe	Order No Bestellnr.
03	170.03 SPOT
06	170.06 SPOT
08	170.08 SPOT
11	170.11 SPOT
19	170.19 SPOT

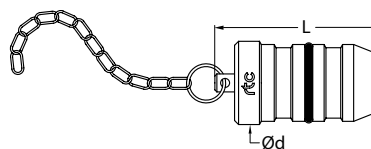
Dust Cup - Staubkappe

TYPE 170



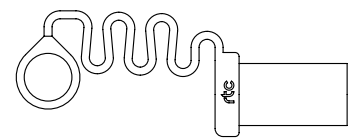
Sockets dust cup
Kupplungstaubschutzkappe

Body Size Größe	Order No Bestellnr.	L	Ød
03	170.03 SD 00	23	10
06	170.06 SD 00	31	12
08	170.08 SD 00	39	15
11	170.11 SD 00	42	19
19	170.19 SD 00	67	28



Plug dust cup
Stecknippelsschutz

Body Size Größe	Order No Bestellnr.	L	Ød
03	170.03 PD 00	38	16
06	170.06 PD 00	38	20
08	170.08 PD 00	50	22
11	170.11 PD 00	59	26
19	170.19 PD 00	90	40

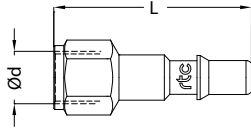


Plug dust cup
Stecknippelsschutz

Body Size Größe	Order No Bestellnr.
03	170.03 PD 01
06	170.06 PD 01
08	170.08 PD 01
11	170.11 PD 01
19	170.19 PD 01

rtc TYPE 170

Plug / Nippel

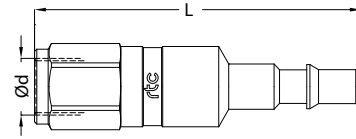


Female thread plug / Nippel mit Innengewinde

Body Size Größe	Ød	Order No / Bestellnr. Thru-Flow Nicht Absperrend	L	HEX
03	BSP 1/8	170.03 PFF 10	35	13
	NPT 1/8	170.03 PNF 10	35	13
06	BSP 1/8	170.06 PFF 10	42	14
	BSP 1/4	170.06 PFF 13	47	17
	BSP 3/8	170.06 PFF 17	50	22
	NPT 1/8	170.06 PNF 10	44	14
	NPT 1/4	170.06 PNF 13	48	17
	NPT 3/8	170.06 PNF 17	50	22
	UN 9/16-20	170.06 PUF 1420	52	19
	M 14x1.25	170.06 PFF 14125	50	19
08	BSP 1/4	170.08 PFF 13	56	17
	BSP 3/8	170.08 PFF 17	58	22
	BSP 1/2	170.08 PFF 21	59	27
	NPT 1/4	170.08 PNF 13	57	17
	NPT 3/8	170.08 PNF 17	58	22
	NPT 1/2	170.08 PNF 21	59	27
11	BSP 1/4	170.11 PFF 13	57	19
	BSP 3/8	170.11 PFF 17	62	22
	BSP 1/2	170.11 PFF 21	66	27
	BSP 3/4	170.11 PFF 26	69	32
	NPT 3/8	170.11 PNF 17	62	22
	NPT 1/2	170.11 PNF 21	67	27
	NPT 3/4	170.11 PNF 26	69	32
19	BSP 3/4	170.19 PFF 26	89	36
	BSP 1	170.19 PFF 33	94	41
	NPT 3/4	170.19 PNF 26	89	36
	NPT 1	170.19 PNF 33	94	41

rtc TYPE 170

Plug / Nippel



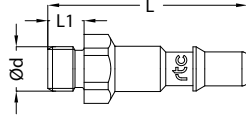
Female thread plug with valve / Verschlussnippel mit Innengewinde

Body Size Größe	Ød	Order No / Bestellnr. Double Shut-off Beitseitig Absperrend	L	HEX	
03	BSP 1/8	170.03 PFB 10	51	14	
	NPT 1/8	170.03 PNB 10	51	14	
	UNF 7/16-20	170.03 PUB 1120	56	14	
06	BSP 1/8	170.06 PFB 10	65	17	
	BSP 1/4	170.06 PFB 13	72	17	
	BSP 3/8	170.06 PFB 17	72	22	
	NPT 1/8	170.06 PNB 10	65	17	
	NPT 1/4	170.06 PNB 13	72	17	
	NPT 3/8	170.06 PNB 17	72	22	
	UNF 9/16-20	170.06 PUB 1420	72	17	
	M 14x1.25	170.06 PFB 14125	72	19	
	08	BSP 1/4	170.08 PFB 13	80	24
		BSP 3/8	170.08 PFB 17	80	24
BSP 1/2		170.08 PFB 21	82	24	
NPT 1/4		170.08 PNB 13	80	24	
NPT 3/8		170.08 PNB 17	80	24	
NPT 1/2		170.08 PNB 21	84	24	
UNF 3/4-16		170.08 PUB 1916	84	24	
11		BSP 1/4	170.11 PFB 13	90	30
	BSP 3/8	170.11 PFB 17	90	30	
	BSP 1/2	170.11 PFB 21	94	30	
	BSP 3/4	170.11 PFB 26	99	34	
	NPT 3/8	170.11 PFB 17	90	30	
	NPT 1/2	170.11 PFB 21	94	30	
	NPT 3/4	170.11 PFB 26	99	34	
	UNF 7/8-14	170.11 PUB 2214	97	30	
19	BSP 3/4	170.19 PFB 26	132	41	
	BSP 1	170.19 PFB 33	139	41	
	NPT 3/4	170.19 PNB 26	132	41	
	NPT 1	170.19 PNB 33	139	41	
	UNF 1-5/16-12	170.11 PUB 3312	135	41	



Plug / Nippel

TYPE 170



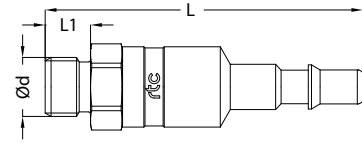
Male thread plug / Nippel mit Aussengewinde

Body Size Größe	Ød	Order No / Bestellnr. Thru-Flow Nicht Absperrend	L	L1	HEX
03	BSP 1/8	170.03 PMF 10	37	8	14
	BSP 1/4	170.03 PMF 13	40	11	14
	NPT 1/8	170.03 PTF 10	38	9	14
	NPT 1/4	170.03 PTF 13	41	12	14
06	BSP 1/8	170.06 PMF 10	44	8	14
	BSP 1/4	170.06 PMF 13	47	11	14
	BSP 3/8	170.06 PMF 17	52	12	19
	NPT 1/8	170.06 PTF 10	45	9	14
	NPT 1/4	170.06 PTF 13	47	12	14
	NPT 3/8	170.06 PTF 17	53	14	19
08	BSP 1/4	170.08 PMF 13	55	11	17
	BSP 3/8	170.08 PMF 17	57	12	19
	BSP 1/2	170.08 PMF 21	61	14	24
	NPT 1/4	170.08 PTF 13	57	12	17
	NPT 3/8	170.08 PTF 17	57	12	19
	NPT 1/2	170.08 PTF 21	64	17	24
11	BSP 3/8	170.11 PMF 17	63	12	19
	BSP 1/2	170.11 PMF 21	68	15	24
	BSP 3/4	170.11 PMF 26	70	17	30
	NPT 3/8	170.11 PTF 17	62	12	19
	NPT 1/2	170.11 PTF 21	67	17	24
	NPT 3/4	170.11 PTF 26	70	19	27
19	BSP 3/4	170.19 PMF 26	95	14	36
	BSP 1	170.19 PMF 33	99	18	36
	NPT 3/4	170.19 PTF 26	100	19	36
	NPT 1	170.19 PTF 33	105	24	36



Plug / Nippel

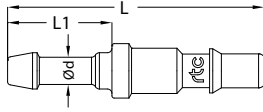
TYPE 170



Male thread plug with valve / Verschlussnippel mit Aussengewinde

Body Size Größe	Ød	Order No / Bestellnr. Double Shut-off Beitseitig Absperrend	L	L1	HEX
03	BSP 1/8	170.03 PMB 10	50	8	14
	BSP 1/4	170.03 PMB 13	53	11	14
	NPT 1/8	170.03 PTB 10	51	9	14
	NPT 1/4	170.03 PTB 13	54	12	14
06	BSP 1/8	170.06 PMB 10	68	8	17
	BSP 1/4	170.06 PMB 13	70	10	17
	BSP 3/8	170.06 PMB 17	72	12	19
	NPT 1/8	170.06 PTB 10	69	9	17
	NPT 1/4	170.06 PTB 13	72	12	17
	NPT 3/8	170.06 PTB 17	74	14	19
08	BSP 1/4	170.08 PMB 13	83	11	24
	BSP 3/8	170.08 PMB 17	84	12	24
	BSP 1/2	170.08 PMB 21	86	14	24
	NPT 1/4	170.08 PTB 13	84	12	24
	NPT 3/8	170.08 PTB 17	86	14	24
	NPT 1/2	170.08 PTB 21	89	17	24
11	BSP 3/8	170.11 PMB 17	95	12	30
	BSP 1/2	170.11 PMB 21	96	13	30
	BSP 3/4	170.11 PMB 26	99	16	30
	NPT 3/8	170.11 PTB 17	97	14	30
	NPT 1/2	170.11 PTB 21	99	17	30
	NPT 3/4	170.11 PTB 26	101	19	30
19	BSP 3/4	170.19 PMB 26	135	16	41
	BSP 1	170.19 PMB 33	139	20	41
	NPT 3/4	170.19 PTB 26	138	19	41
	NPT 1	170.19 PTB 33	143	24	41

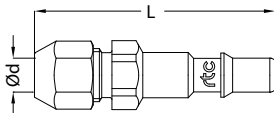
rtc TYPE 170 Plug / Nippel 



Standard hose tail plug / Nippel mit Standard - Schlauchtülle

Body Size Größe	Ød	Order No / Bestellnr. Thru-Flow Nicht Absperrend	L	L1
03	4mm	170.03 PHF 04	48	23
	6mm	170.03 PHF 06	48	23
06	4mm	170.06 PHF 04	62	23
	6mm	170.06 PHF 06	62	23
	8mm	170.06 PHF 08	62	26
	10mm	170.06 PHF 10	62	26
	13mm	170.06 PHF 13	64	28
08	6mm	170.08 PHF 06	66	28
	8mm	170.08 PHF 08	66	28
	10mm	170.08 PHF 10	66	28
	13mm	170.08 PHF 13	66	28
	16mm	170.08 PHF 16	70	33
11	6mm	170.11 PHF 06	70	26
	8mm	170.11 PHF 08	70	26
	10mm	170.11 PHF 10	70	26
	13mm	170.11 PHF 13	72	28
	16mm	170.11 PHF 16	72	28
	19mm	170.11 PHF 19	80	33
19	19mm	170.19 PHF 19	151	53
	25mm	170.19 PHF 25	153	53

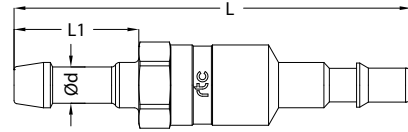
rtc TYPE 170 Plug / Nippel 



Plastic hose connection plug / Nippel mit Anschluss für Kunststoffschlauch

Body Size Größe	Ød	Order No / Bestellnr. Thru-Flow Nicht Absperrend	L	HEX
03	4x6mm	170.03 PVF 0406	42.5	14
	6x8mm	170.03 PVF 0608	42.5	14
06	4x6mm	170.06 PVF 0406	50.5	14
	6x8mm	170.06 PVF 0608	51.5	14
	8x10mm	170.06 PVF 0810	52.5	17
08	8x10mm	170.08 PVF 0810	82	19
	10x12mm	170.08 PVF 1012	82	19

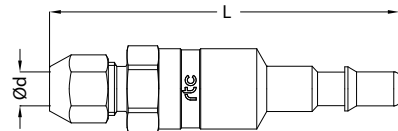
rtc TYPE 170 Plug / Nippel 



Standard hose tail plug with valve / Verschlussnippel mit Standard - Schlauchanschluss

Body Size Größe	Ød	Order No / Bestellnr. Double Shut-off Beitseitig Absperrend	L	L1
03	4mm	170.03 PHB 04	64.5	23
	6mm	170.03 PHB 06	64.5	23
06	6mm	170.06 PHB 06	87	23
	8mm	170.06 PHB 08	87	23
	10mm	170.06 PHB 10	87	26
	13mm	170.06 PHB 13	89	26
	16mm	170.06 PHB 16	102	33
08	8mm	170.08 PHB 08	98	28
	10mm	170.08 PHB 10	98	28
	13mm	170.08 PHB 13	98	28
	16mm	170.08 PHB 16	102	33
11	13mm	170.11 PHB 13	102	28
	16mm	170.11 PHB 16	102	28
	19mm	170.11 PHB 19	120	33
19	19mm	170.19 PHB 19	191	53
	25mm	170.19 PHB 25	193	53

rtc TYPE 170 Plug / Nippel 

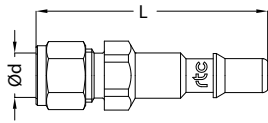


Plastic hose connection plug with valve
Verschlussnippel mit Anschluss für Kunststoffschlauch

Body Size Größe	Ød	Order No / Bestellnr. Double Shut-off Beitseitig Absperrend	L	HEX
03	4x6mm	170.03 PVB 0406	56	14
	6x8mm	170.03 PVB 0608	56	14
06	6x8mm	170.06 PVB 0608	91.5	17
	8x10mm	170.06 PVB 0810	92.5	17
08	8x10mm	170.08 PVB 0810	103	19
	10x12mm	170.08 PVB 1012	103	19

rtc TYPE 170

Plug / Nippel

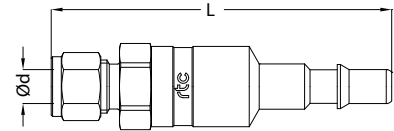
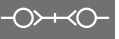


Copper tube connection plug / Nippel mit Kupferrohranschluss

Body Size Größe	Ød	Order No / Bestellnr. Thru-Flow Nicht Absperrend	L	HEX
03	4x6mm	170.03 PCF 04	42.5	14
	6x8mm	170.03 PCF 06	42.5	14
06	6x8mm	170.06 PCF 06	74	14
	8x10mm	170.06 PCF 08	74	17
08	8x10mm	170.08 PCF 08	81	19
	10x12mm	170.08 PCF 10	87	24

rtc TYPE 170

Plug / Nippel

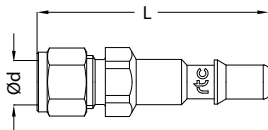


Copper tube connection plug with valve / Verschlussnippel mit Kupferrohranschluss

Body Size Größe	Ød	Order No / Bestellnr. Double Shut-off Beitseitig Absperrend	L	HEX
03	4x6mm	170.03 PCB 04	59.5	14
	6x8mm	170.03 PCB 06	59.5	14
06	6x8mm	170.06 PCB 06	91.5	17
	8x10mm	170.06 PCB 08	92.5	17
08	8x10mm	170.08 PCB 08	102	24
	10x12mm	170.08 PCB 10	108	24

rtc TYPE 170

Plug / Nippel

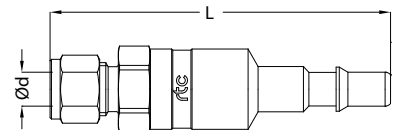


Stainless steel tube connection plug Nippel mit Edelstahlrohranschluss

Body Size Größe	Ød	Order No / Bestellnr. Thru-Flow Nicht Absperrend	L	HEX
03	6mm	170.03 PIF 06	42.5	14
	8mm	170.03 PIF 08	42.5	14
06	6mm	170.06 PIF 06	70	14
	8mm	170.06 PIF 08	70	14
	10mm	170.06 PIF 10	70	17
08	10mm	170.08 PIF 10	70	24
	12mm	170.08 PIF 12	71	24

rtc TYPE 170

Plug / Nippel



Stainless steel tube connection plug with valve
Verschlussnippel mit Edelstahlrohranschluss

Body Size Größe	Ød	Order No / Bestellnr. Double Shut-off Beitseitig Absperrend	L	HEX
03	6mm	170.03 PIB 06	59.5	14
	8mm	170.03 PIB 08	60.5	14
06	6mm	170.06 PIB 06	81	14
	8mm	170.06 PIB 08	81	14
	10mm	170.06 PIB 10	81	17
08	10mm	170.08 PIB 10	91	24
	12mm	170.08 PIB 12	92	24